

Terlano

St. Magdalener Alto Adige DOC

The vineyard that produces the Schiava and Lagrein fruit for this indigenous blend joined the Terlano cooperative in 1963.

Grape varieties 85% Schiava and 15% Lagrein


Altitude 400-640m ASL

Soil Sandy, easy warming up porphyric-gravel

Alcohol 12.5%

Tasting notes

This wine is ruby-red in color with violet reflexes. It has a multi-leveled bouquet, with nuances of violets underlined with gentle almond and walnut aromas. It is dry, medium-bodied, with a light trace of tannin and flavors of cherries.



Banville
Wine Merchants

www.banvillewine.com

Terlano

St. Magdalener Alto Adige DOC

The vineyard that produces the Schiava and Lagrein fruit for this indigenous blend joined the Terlano cooperative in 1963.

Grape varieties 85% Schiava and 15% Lagrein


Altitude 400-640m ASL

Soil Sandy, easy warming up porphyric-gravel

Alcohol 12.5%

Tasting notes

This wine is ruby-red in color with violet reflexes. It has a multi-leveled bouquet, with nuances of violets underlined with gentle almond and walnut aromas. It is dry, medium-bodied, with a light trace of tannin and flavors of cherries.



Banville
Wine Merchants

www.banvillewine.com

Terlano

St. Magdalener Alto Adige DOC

The vineyard that produces the Schiava and Lagrein fruit for this indigenous blend joined the Terlano cooperative in 1963.

Grape varieties 85% Schiava and 15% Lagrein


Altitude 400-640m ASL

Soil Sandy, easy warming up porphyric-gravel

Alcohol 12.5%

Tasting notes

This wine is ruby-red in color with violet reflexes. It has a multi-leveled bouquet, with nuances of violets underlined with gentle almond and walnut aromas. It is dry, medium-bodied, with a light trace of tannin and flavors of cherries.



Banville
Wine Merchants

www.banvillewine.com

Terlano

St. Magdalener Alto Adige DOC

The vineyard that produces the Schiava and Lagrein fruit for this indigenous blend joined the Terlano cooperative in 1963.

Grape varieties 85% Schiava and 15% Lagrein


Altitude 400-640m ASL

Soil Sandy, easy warming up porphyric-gravel

Alcohol 12.5%

Tasting notes

This wine is ruby-red in color with violet reflexes. It has a multi-leveled bouquet, with nuances of violets underlined with gentle almond and walnut aromas. It is dry, medium-bodied, with a light trace of tannin and flavors of cherries.



Banville
Wine Merchants

www.banvillewine.com