

Domaine J-L & F Chavy

Puligny-Montrachet 1er Cru Les Foliatières

Les Foliatières is located in the Cote de Beaune commune of Puligny-Montrachet and is the largest Premier Cru vineyard in this area. It is located on the same height of the slope as the Grand Crus; Le Montrachet and Chevalier-Montrachet. There is a heightened ripeness in this vineyard, which is the telltale signs of this vineyard. f minerality, but also with round, nutty overtones. This wine is sourced from 2 separate parcels in the Premier Cru. One site is closer to Blagny, in a stonier part of the vineyard, hence more acidity and structure, and the other is lower in the cru, adding richness and depth in the wine.

Grape varieties Chardonnay

Altitude 250 - 300m ASL


Soil Part limestone, part clay

Alcohol 13%

Banville

Wine Merchants

www.banvillewine.com



Domaine J-L & F Chavy

Puligny-Montrachet 1er Cru Les Foliatières

Les Foliatières is located in the Cote de Beaune commune of Puligny-Montrachet and is the largest Premier Cru vineyard in this area. It is located on the same height of the slope as the Grand Crus; Le Montrachet and Chevalier-Montrachet. There is a heightened ripeness in this vineyard, which is the telltale signs of this vineyard. f minerality, but also with round, nutty overtones. This wine is sourced from 2 separate parcels in the Premier Cru. One site is closer to Blagny, in a stonier part of the vineyard, hence more acidity and structure, and the other is lower in the cru, adding richness and depth in the wine.

Grape varieties Chardonnay

Altitude 250 - 300m ASL


Soil Part limestone, part clay

Alcohol 13%

Banville

Wine Merchants

www.banvillewine.com



Domaine J-L & F Chavy

Puligny-Montrachet 1er Cru Les Foliatières

Les Foliatières is located in the Cote de Beaune commune of Puligny-Montrachet and is the largest Premier Cru vineyard in this area. It is located on the same height of the slope as the Grand Crus; Le Montrachet and Chevalier-Montrachet. There is a heightened ripeness in this vineyard, which is the telltale signs of this vineyard. f minerality, but also with round, nutty overtones. This wine is sourced from 2 separate parcels in the Premier Cru. One site is closer to Blagny, in a stonier part of the vineyard, hence more acidity and structure, and the other is lower in the cru, adding richness and depth in the wine.

Grape varieties Chardonnay

Altitude 250 - 300m ASL


Soil Part limestone, part clay

Alcohol 13%

Banville

Wine Merchants

www.banvillewine.com



Domaine J-L & F Chavy

Puligny-Montrachet 1er Cru Les Foliatières

Les Foliatières is located in the Cote de Beaune commune of Puligny-Montrachet and is the largest Premier Cru vineyard in this area. It is located on the same height of the slope as the Grand Crus; Le Montrachet and Chevalier-Montrachet. There is a heightened ripeness in this vineyard, which is the telltale signs of this vineyard. f minerality, but also with round, nutty overtones. This wine is sourced from 2 separate parcels in the Premier Cru. One site is closer to Blagny, in a stonier part of the vineyard, hence more acidity and structure, and the other is lower in the cru, adding richness and depth in the wine.

Grape varieties Chardonnay

Altitude 250 - 300m ASL

Soil Part limestone, part clay

Alcohol 13%

Banville

Wine Merchants

www.banvillewine.com

