

Domaine Philippe Livera

Chapelle-Chambertin Grand Cru

Planted in the early 1950s, this Grand Cru vineyard is just 0.3 hectares and lies directly below the Clos de Bèze in the lieu-dit of Les Gemeaux. The soils of the Chapelle-Chambertin vineyard are well drained and stony with loose, limestone-rich topsoils. This forces the vines to grow deep, strong roots.

Grape varieties Pinot Noir


Altitude 260m

Soil Limestone substratum with chalky topsoils and marl

Alcohol 14%

Tasting notes

Red fruit and a hint of smoke on the nose. Lush and ripe with silken tannins and a long, harmonious finish. Serve as a pairing with roasted meat and flavorful vegetable dishes.



Banville
Wine Merchants

www.banvillewine.com

Domaine Philippe Livera

Chapelle-Chambertin Grand Cru

Planted in the early 1950s, this Grand Cru vineyard is just 0.3 hectares and lies directly below the Clos de Bèze in the lieu-dit of Les Gemeaux. The soils of the Chapelle-Chambertin vineyard are well drained and stony with loose, limestone-rich topsoils. This forces the vines to grow deep, strong roots.

Grape varieties Pinot Noir


Altitude 260m

Soil Limestone substratum with chalky topsoils and marl

Alcohol 14%

Tasting notes

Red fruit and a hint of smoke on the nose. Lush and ripe with silken tannins and a long, harmonious finish. Serve as a pairing with roasted meat and flavorful vegetable dishes.



Banville
Wine Merchants

www.banvillewine.com

Domaine Philippe Livera

Chapelle-Chambertin Grand Cru

Planted in the early 1950s, this Grand Cru vineyard is just 0.3 hectares and lies directly below the Clos de Bèze in the lieu-dit of Les Gemeaux. The soils of the Chapelle-Chambertin vineyard are well drained and stony with loose, limestone-rich topsoils. This forces the vines to grow deep, strong roots.

Grape varieties Pinot Noir


Altitude 260m

Soil Limestone substratum with chalky topsoils and marl

Alcohol 14%

Tasting notes

Red fruit and a hint of smoke on the nose. Lush and ripe with silken tannins and a long, harmonious finish. Serve as a pairing with roasted meat and flavorful vegetable dishes.



Banville
Wine Merchants

www.banvillewine.com

Domaine Philippe Livera

Chapelle-Chambertin Grand Cru

Planted in the early 1950s, this Grand Cru vineyard is just 0.3 hectares and lies directly below the Clos de Bèze in the lieu-dit of Les Gemeaux. The soils of the Chapelle-Chambertin vineyard are well drained and stony with loose, limestone-rich topsoils. This forces the vines to grow deep, strong roots.

Grape varieties Pinot Noir


Altitude 260m

Soil Limestone substratum with chalky topsoils and marl

Alcohol 14%

Tasting notes

Red fruit and a hint of smoke on the nose. Lush and ripe with silken tannins and a long, harmonious finish. Serve as a pairing with roasted meat and flavorful vegetable dishes.



Banville
Wine Merchants

www.banvillewine.com